



PHENOM 300E

D-CROG

With cutting-edge technology and exclusive furnishings, up to nine passengers can fly comfortably in the Phenom 300E. The executive jet from the Brazilian manufacturer Embraer is renowned for its speed. This very fast jet with a maximum speed of 453kt can fly from Düsseldorf to Palma de Mallorca for instance in around 1:55h. The spacious baggage compartment makes this jet perfect for golfing and skiing trips.

CABIN EQUIPMENT

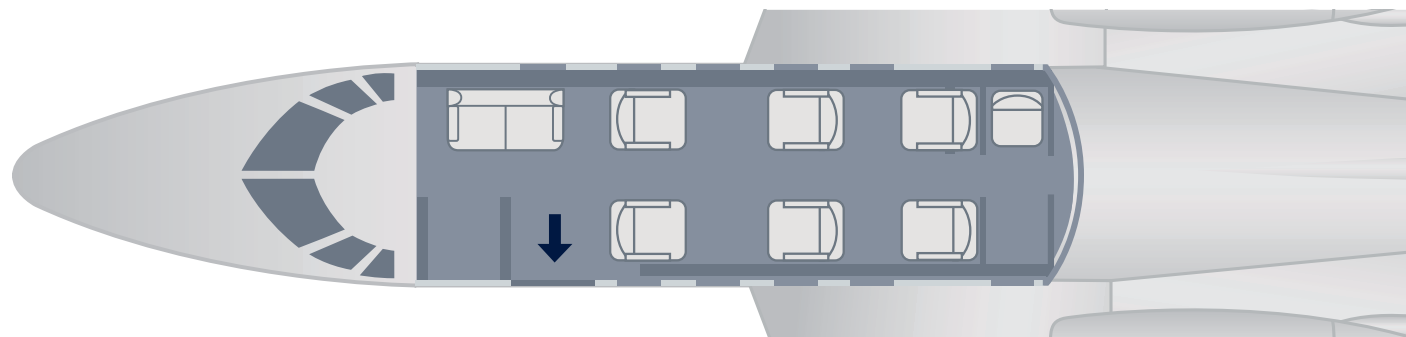
- SAT phones
- CD/DVD Player
- Premium sound system
- Cabin inflight entertainment
- LCD monitors
- iPhone & PC Interface
- Fully enclosed lavatory

PERFORMANCE

- Range: 1,971 nm | 3,650 km
- Maximum cruise speed: 453 kt | 839 km/h
- Certified ceiling: 45,000 ft | 13,715 m

CABIN

- Passenger capacity: 8+1
- Cabin length: 17.1 ft | 5.23 m
- Cabin height: 4.9 ft | 1.50 m
- Cabin width: 5.0 ft | 1.55 m
- Baggage capacity: 76 ft³ | 2.15 m³





PHENOM 300E

D-CMXM

With cutting-edge technology and exclusive furnishings, up to seven passengers can fly comfortably in the Phenom 300E. The executive jet from the Brazilian manufacturer Embraer is renowned for its speed. This very fast jet with a maximum speed of 453kt can fly from Düsseldorf to Palma de Mallorca for instance in around 1:55h. The spacious baggage compartment makes this jet perfect for golfing and skiing trips.

CABIN EQUIPMENT

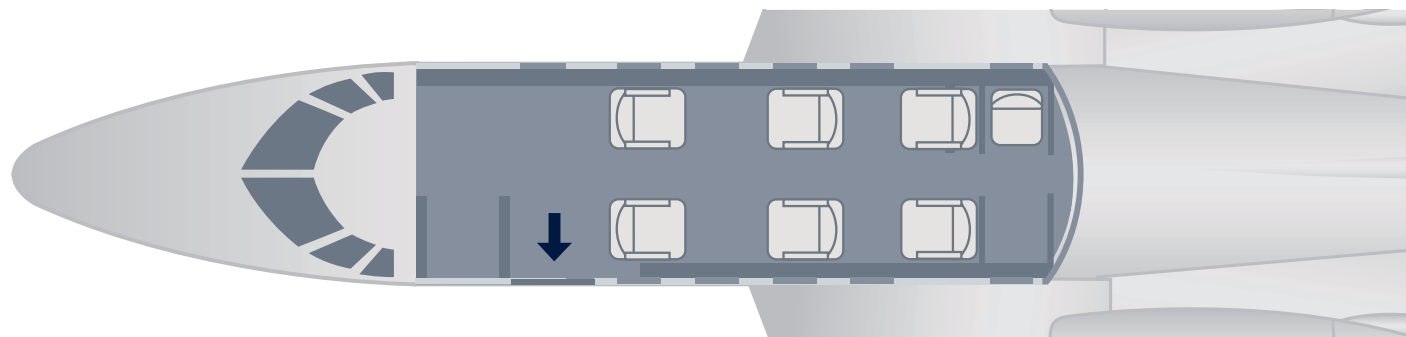
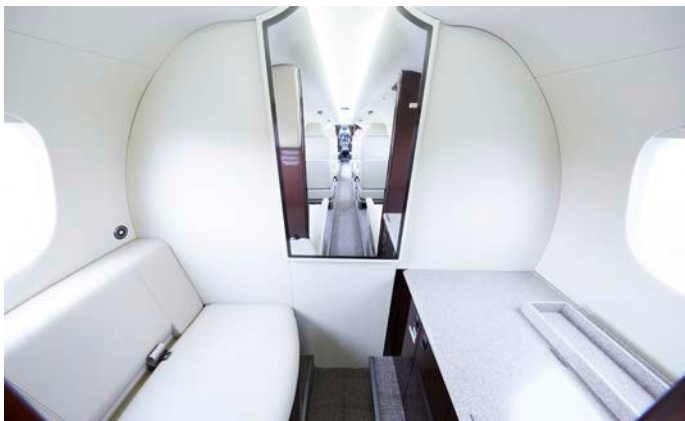
- SAT phones
- CD/DVD Player
- Premium sound system
- Cabin inflight entertainment
- LCD monitors
- iPhone & PC Interface
- Fully enclosed lavatory

PERFORMANCE

- Range: 1,971 nm | 3,650 km
- Maximum cruise speed: 453 kt | 839 km/h
- Certified ceiling: 45,000 ft | 13,715 m

CABIN

- Passenger capacity: 6+1
- Cabin length: 17.1 ft | 5.23 m
- Cabin height: 4.9 ft | 1.50 m
- Cabin width: 5.0 ft | 1.55 m
- Baggage capacity: 76 ft³ | 2.15 m³





PHENOM 300

D-CKJE

With cutting-edge technology and exclusive furnishings, up to eight passengers can fly comfortably in the Phenom 300. The executive jet from the Brazilian manufacturer Embraer is renowned for its speed. This very fast jet with a maximum speed of 453kt can fly from Düsseldorf to Palma de Mallorca for instance in around 1:55h. The spacious baggage compartment makes this jet perfect for golfing and skiing trips.

CABIN EQUIPMENT

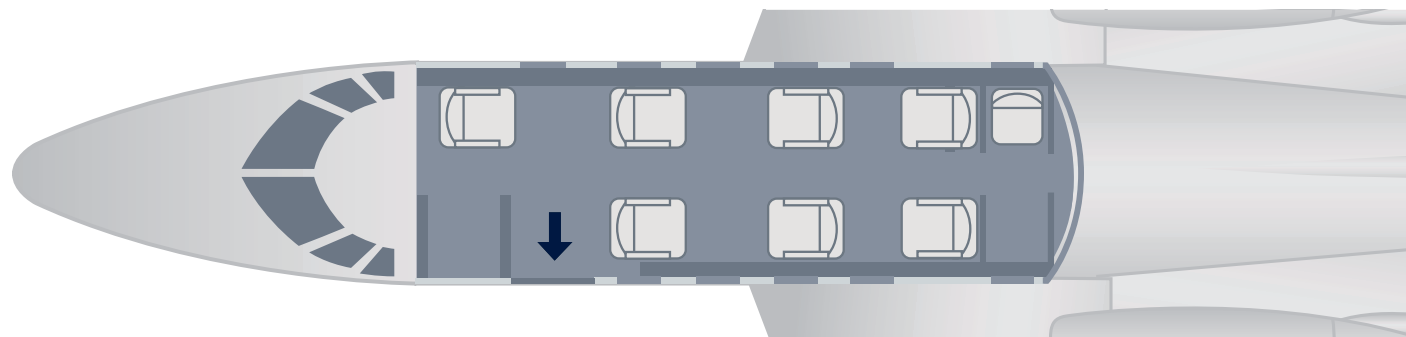
- SAT phones
- CD/DVD Player
- Premium sound system
- Cabin inflight entertainment
- LCD monitors
- iPhone & PC Interface
- Fully enclosed lavatory

PERFORMANCE

- Range: 1,971 nm | 3,650 km
- Maximum cruise speed: 453 kt | 839 km/h
- Certified ceiling: 45,000 ft | 13,715 m

CABIN

- Passenger capacity: 7+1
- Cabin length: 17.1 ft | 5.23 m
- Cabin height: 4.9 ft | 1.50 m
- Cabin width: 5.0 ft | 1.55 m
- Baggage capacity: 76 ft³ | 2.15 m³





PHENOM 300

D-CASH

With cutting-edge technology and exclusive furnishings, up to nine passengers can fly comfortably in the Phenom 300. The executive jet from the Brazilian manufacturer Embraer is renowned for its speed. This very fast jet with a maximum speed of 453kt can fly from Düsseldorf to Palma de Mallorca for instance in around 1:55h. The spacious baggage compartment makes this jet perfect for golfing and skiing trips.

CABIN EQUIPMENT

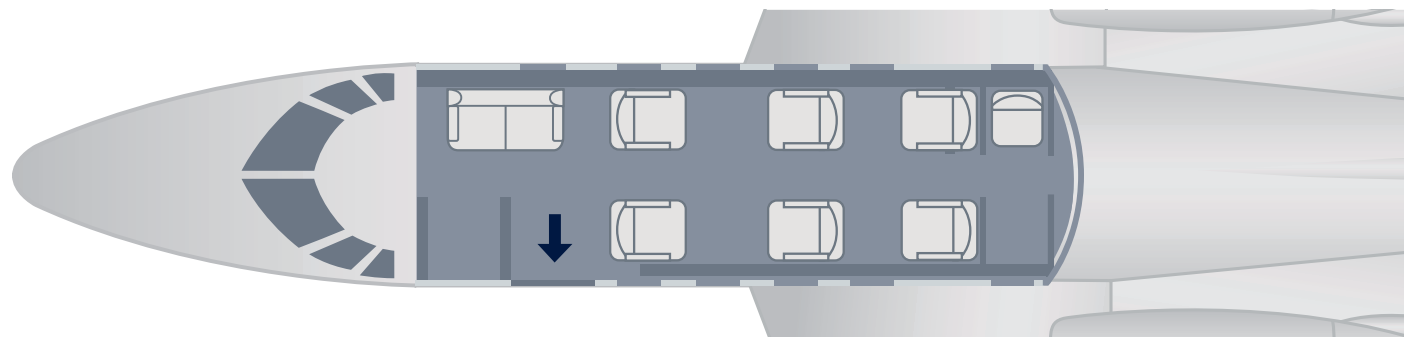

- SAT phones
- CD/DVD Player
- Premium sound system
- Cabin inflight entertainment
- LCD monitors
- iPhone & PC Interface
- Fully enclosed lavatory

PERFORMANCE

- Range: 1,971 nm | 3,650 km
- Maximum cruise speed: 453 kt | 839 km/h
- Certified ceiling: 45,000 ft | 13,715 m

CABIN

- Passenger capacity: 8+1
- Cabin length: 17.1 ft | 5.23 m
- Cabin height: 4.9 ft | 1.50 m
- Cabin width: 5.0 ft | 1.55 m
- Baggage capacity: 76 ft³ | 2.15 m³





PHENOM 300

D-CHIC

With cutting-edge technology and exclusive furnishings, up to six passengers can fly comfortably in the Phenom 300. The executive jet from the Brazilian manufacturer Embraer is renowned for its speed. This very fast jet with a maximum speed of 453kt can fly from Düsseldorf to Palma de Mallorca for instance in around 1:55h. The spacious baggage compartment makes this jet perfect for golfing and skiing trips.

CABIN EQUIPMENT

- SAT phones
- CD/DVD Player
- Premium sound system
- Cabin inflight entertainment
- LCD monitors
- iPhone & PC Interface
- Fully enclosed lavatory

PERFORMANCE

- Range: 1,971 nm | 3,650 km
- Maximum cruise speed: 453 kt | 839 km/h
- Certified ceiling: 45,000 ft | 13,715 m

CABIN

- Passenger capacity: 6
- Cabin length: 17.1 ft | 5.23 m
- Cabin height: 4.9 ft | 1.50 m
- Cabin width: 5.0 ft | 1.55 m
- Baggage capacity: 76 ft³ | 2.15 m³

